


SDDC series



Deep hole drilling machine

We can supply customer efficient solutions of deep hole drilling in such industries as automotive, aerospace, die & mould, etc.



Our drilling range is from hole dia. 10mm to 800mm,
Hole length up to 15000mm.



Features

Our machines can be designed regarding to customer's requirements, we can supply different types of deep hole drilling machines such as:

- ✓ Multi-spindle Deep Hole Drilling machines for shaft Parts
Gun drilling: 1-4 spindles Hole dia.: 1.2-50 mm
BTA: Hole dia.: 30-800 mm
- ✓ Deep hole Drilling machine for Cubic Parts
Hole dia.: 3-30mm
Drilling depth: max.2000mm
- ✓ Special Purpose Deep Hole Drilling Machine
Hole dia.: 1~50mm
Drilling Depth (max): 3000mm
The machine is specially used for drilling pellet mill Die. It can automatically complete the all holes drilling via CNC programming.
- ✓ Gun drilling machines for pellet Mill Die
Hole dia.: 1.2-5mm/3-16mm
OD of Pellet dia.: max.850mm/1000mm/1600mm
The distance of holes in rows and columns can be counted by CNC system.
During the drilling, the work pieces shall be put on CNC indexing table,
Clamped by 3-jaw /4-jaw chuck.



Technical specifications

Gun drilling machines for shaft G type

Item	SDDC6G	SDDC12G	SDDC16/20G	SDDC25G	SDDC50G
Number of spindles	1/2/4	1/2/4	1/2/4	1/2/4	1/2
Gun drilling dia.(mm)	Φ1.2(1.0)-Φ6	Φ3-Φ12	4Φ~Φ16(20)	Φ6~Φ25	Φ10~Φ50
Max Drilling depth (mm)	300/500	500/800	800/1200	1200/1800	1200/3000
Spindle motor (kw)	2.2	3	4	5.5	15
Spindle speed (rpm)	18000	8000	6000	4000	2500
Max pressure of coolant (mpa)	16	16	10	10	6
CNC system	SIEMENS/FANUC				

BTA Deep drilling machine D type

Item	SDDC100D	SDDC200D	SDDC1320D	SDDC500D	SDDC800D
Solid Drilling Dia.(mm)	20~60	20~80	30~100	40~120	60~120
Counter boring Dia.(mm)	100	200	320	500	800
Max Drilling Depth (mm)	6000	8000	12000	15000	15000
CNC system	SIEMENS/FANUC				

3-axis gun drilling machine E Type

Item	SDDC600E	SDDC1000E	SDDC1300E	SDDC1500E	SDDC2000E
Hole diameter(mm)	2.5-20	2.5-30	2.5-30	2.5-30	2.5-30
Max hole Depth (mm)	600	1000	1300	1500	2000
Table size (mm)	720x600	1160x900	1500x900	2100x1300	1300x2100
X Travel (mm)	600	1000	1300	2000	2200
Y Travel (mm)	600	1000	1000	1150	1150
Z Travel (mm)	600	1000	1300	1500	2000
Spindle Motor Power	4200rpm	6000(opt 8000)rpm	6000(opt 8000)rpm	6000(opt 8000)rpm	6000(opt 8000)rpm
Max Coolant Pump Pressure (kg/cm ²)	80	80	80	80	80
Table Loading (kg)	6000	9000	10000	12000	15000

Standard accessories

- ✓ Siemens or Fanuc.
- ✓ ¾- jaw chuck for work piece clamping.
- ✓ High – pressure coolant supply with filter system.
- ✓ High precision in indexing table.
- ✓ High efficiency & power saving.